

# Total Solutions

For Metal Buildings & Mini Warehouses

**Impact** is pleased to offer a complete line of metal building systems for commercial, industrial, agricultural and personal use.

**Impact provides unmatched experience, service and the highest quality metal buildings and mini-warehouses available because Impact specializes in metal buildings and mini-warehouses.**

With flexibility in size and design, Impact is able to fulfill your specific metal building requirements with optimal effectiveness.

With Impact Buildings, customers receive their buildings faster. And, with easy bolt-together construction, the project is completed sooner, saving your valuable resources of time and money.

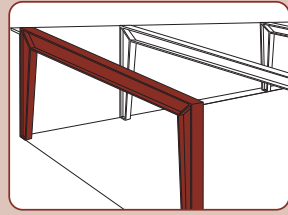
With Impact, our top priority is total customer satisfaction.

**Team up with Impact! For years to come, you'll be glad you did.**

## Frame Types

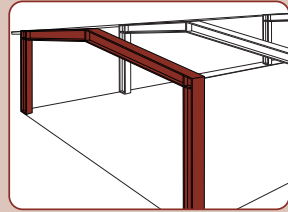
### Single Slope

Available in straight column, tapered column, clean span, or with interior column. Excellent for retail strip centers. W/E.H.'s to 30' LS or 40' HS



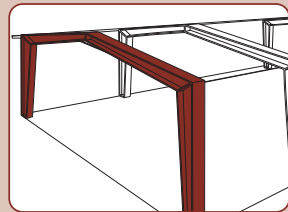
### Classic Frames/ Straight Column Classic Frames

Primarily used for short spans. 30'-80' wide w/E.H.'s to 40'



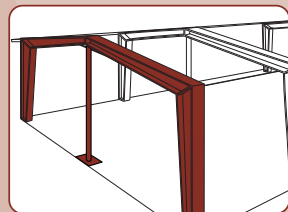
### Clean Span/Tapered Column

Primarily used for moderate to wide spans. 40'-150' wide w/E.H.'s to 40'



### Modular Span/1 Row

Primarily used for moderate to wide spans. 70'-300' wide w/E.H.'s to 30'

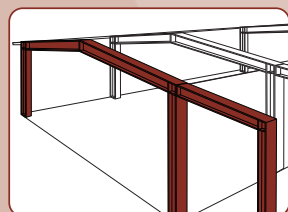


#### Configurations also available:

**2 Row:** for wide spans. 90' - 450' wide w/E.H.'s to 40'  
**3 Row:** for wide spans. 100'-500' wide w/E.H.'s to 40'

### Lean-To

Available in widths from 8'-60' L/E.H.'s to 40' LS



## Accessories

*choose the colors & options you want to customize your building to perfectly fit your business needs.*

Quality

metal

buildings

at a price

you can

afford...

### Windows

**Aluminum** horizontal sliding windows provide light and ventilation and are virtually maintenance free. Our windows also include latches, halfscreens and weather stripping.

### Walk Doors

**Walk doors** are offered in a 3' x 7' and 4' x 7' single swing, or 6' x 7' double swing with 1.75" thick door leaves. Our doors come complete with all necessary hardware and are available with weather stripping, optional door closer and other special hardware items. Door leaves may be solid or finished with narrow-lite or half-glass panels and are available either insulated or noninsulated.

### Ventilators

**Circular & Ridge** - Stocked in 10 ft. lengths for single or continuous ridge installation, our ridge ventilators come standard with 9" or 12" throat openings and are furnished complete with bird screens. Also available are 12" x 23" ultra ridge vents and both 20" and 24" diameter circular ridge vents with bird screens. All ridge vents are available with optional dampers, cable operators and operator handles.

### Skylights

**Reinforced translucent** fiberglass skylights have the same profile as roof and wall panels and are an excellent method of allowing natural lighting within a building. Translucent skylights are available with UL Class 90 wind uplift rating.

### Openings

**Steel-framed** openings are available to provide framing and support for wall accessory items.

### Wall Lights

**Reinforced translucent** fiberglass wall lights have the same profile as the wall panels and are an excellent method of allowing additional natural lighting within a building.

*designed for quick and easy construction, durability and efficiency*

**Wall louvers** are available in 3' x 3', 4' x 3' and 3' x 4' sizes, either fixed or adjustable, and have an overlapping design to insure weathertightness.

### Wall Louvers




building  
longlasting  
solutions






## Panels



**Impact offers** the consumer a choice of the best of exterior finishes in wall and roof panels. Color coated panels have a superior silicone-polyester painted finish and are also available with a 20-year limited warranty. Also available are the Galvalume® panels, which are an aluminum/zinc alloy-coated steel panel.

## Insulation




Insulation provides many benefits including improved appearance, greater comfort, noise control and a substantial reduction in heating and air conditioning cost. Today's high energy costs have made insulation a critical consideration in any construction planning. An insulation system that is properly selected and professionally installed will return more on its investment than any other building accessory.

**In order to avoid over or under insulating, it is important to determine the most effective thickness for your building.**

**Impact supplies** commercial grade sectional and roll-up steel doors that are engineered for durability and smooth operation with steel face rivets and box shaped stiles to add extra rigidity. Standard push up operation to be provided with lift handles and pull down rope. Optional chain hoist or electric operators are also available.

## Steel Doors



## BUILDING LONGLASTING SOLUTIONS



## Color Palette

Commercial - Industrial Series: R, PBR, & Arch Dura-20® Siliconized Polyester

Hawaiian Blue	Crimson Red	Fern Green	Burnished Slate
Aztec Gold	Charcoal Grey	Ash Grey	Saddle Tan
Polar White*	Rustic Red	Light Stone	Colony Green
Koko Brown	Desert Sand	Gallery Blue	Galvalume®

With a superior color finish that remains beautifully tough for years, our panels are available in a wide range of contemporary colors. Colors for panels and trim can be combined to provide a contrasting or complementing finish that is architecturally attractive.

Galvalume® panels are formed of steel sheets that have a coating that is approximately 55% aluminum and 45% zinc by volume. The result is a steel sheet that is highly corrosive resistant.

20-year limited warranty available upon written request except for Crimson Red (10 year limited warranty). For warranty information outside the continental United States, please inquire. \*Polar White is a non-siliconized polyester.

- See product selection chart for gauge and color availability.
- Trim available in all colors.
- All products available in smooth finish. Consult factory for embossed pricing and availability.
- Heavier gauges, narrower widths, striation and embossing minimize oil canning.
- A 20-year limited finish warranty available for all colors upon written request (outside the continental United States, please inquire).
- All colors approximate actual finish colors as accurately as possible. Actual colors may vary slightly.
- Royal K-20® and Dura-20® are registered trademarks of NCI Buildings Systems, Inc. KYMAR 500® is a registered trademark of ELF Atochem. HYLAR 5000® is a registered trademark of Ausimont.



When you select Impact Building Systems, Inc. as the provider for your total metal building solution, not only will you receive superior value for your investment, you will be doing business with a proven leader in the industry that is committed to providing excellence in customer service...before, during, and after the sale. Call one of our friendly sales consultants for a quote on your next metal building.

9460 Corporate Drive, Selma, TX 78154  
Office 888-442-4140 • Fax (210) 888-1184  
[www.impactbuildings.com](http://www.impactbuildings.com)

© 2020 Impact Buildings Systems, Inc. All rights reserved.

## SPECIALIZING IN METAL BUILDINGS AND MINI-WAREHOUSES.



Building Longlasting Solutions